



Country Briefing for Business: Singapore, 2017



Source: Geographic Guide

Slide	Subject
1.	Geography
2.	Government
3.	Economic Overview
4.	Economy - International (Trade in Goods)
5.	Economy - International (FDI)
6.	Currency: SGD to USD Exchange Rates
7.	Demographics
8.	Cultural Dimensions
9.	Industries & Companies
10.	Bibliography



Singapore: Geography



land mass: 687 km²

Top 5 Areas (“Towns”) by Pop (c2010)

Singapore (core)	3.7 mn
Bedok	0.29 mn
Jurong West	0.27 mn
Tampines	0.26 mn
Woodlands	0.25 mn

Source: <http://www.citypopulation.de/Singapore-Regions.html>



Singapore: Government

Political System: Parliamentary republic

Leaders:

- President: Halimah Yacob, People's Action Party (since Sept 2017)
- Prime Minister: Lee Hsien Loong (since Aug 2004)

Branches of Government:

- Executive: Chief of State, Head of Government, Cabinet
- Legislative: Unicameral Parliament (101 seats)
- Judicial: Supreme Court (21 judges, 7 judicial commissioners, 4 senior judges and 15 international judges), subordinate courts

Independence:

9 August 1965 (from Malaysian Federation)

Elections: president directly elected by simple majority vote for a single 6-year term

Legal System: English common law

Transparency Rank: 6th/180 countries (cf. Canada=8, US=16, India=81)

Administrative Divisions: none

sources: CIA World Factbook, worldatlas.com



Halimah Yacob



Lee Hsien Loong

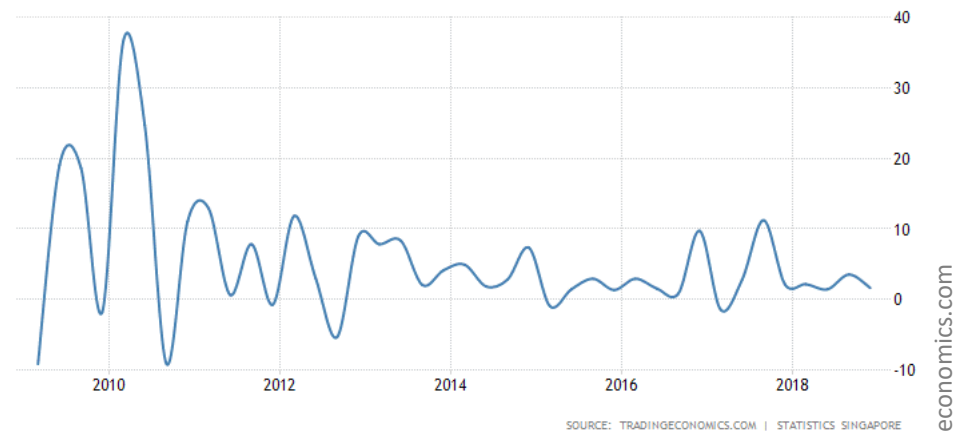


Singapore: Economic Overview

GDP:	US\$323.9 bn
GDP/capita:	US\$94,100
GDP growth:	3.6%/yr.
Inflation:	0.6%
Unemployment rate:	2.2%

Source: CIA, World Bank

GDP GROWTH RATE



INFLATION RATE



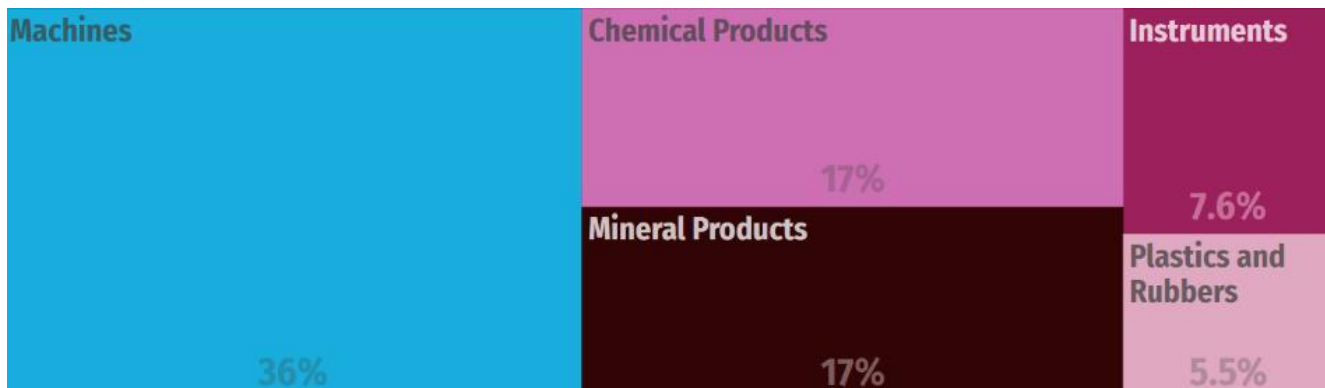


Singapore: Economy – International (Trade in Goods)

Composition

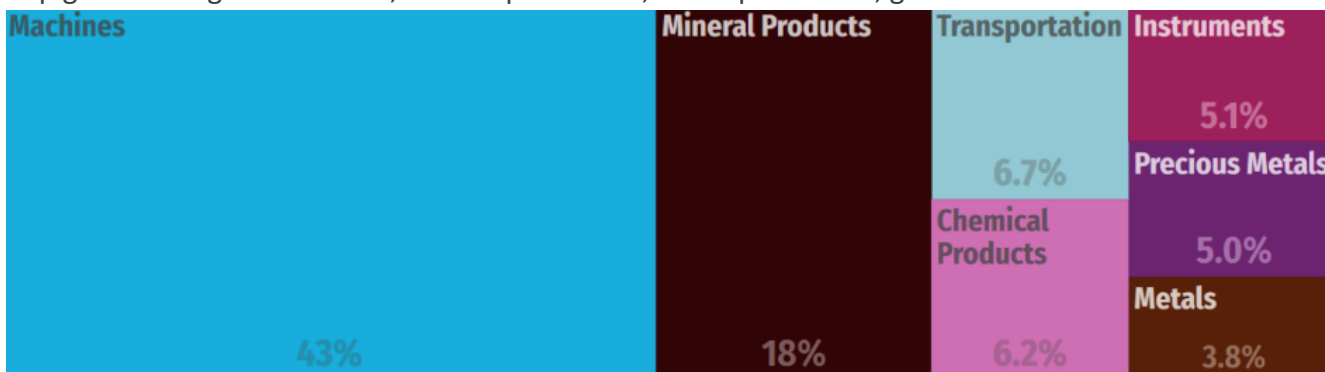
Exports (\$321 bn)

Top goods: refined petroleum, integrated circuits, computers, oxygen amino compounds



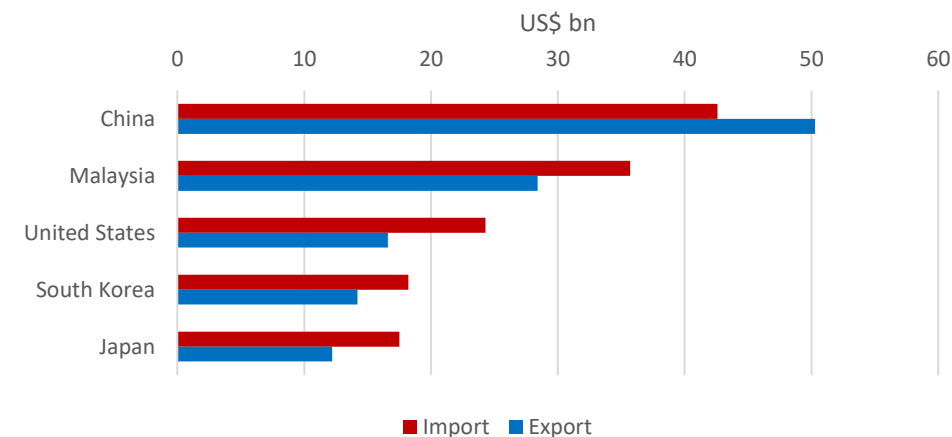
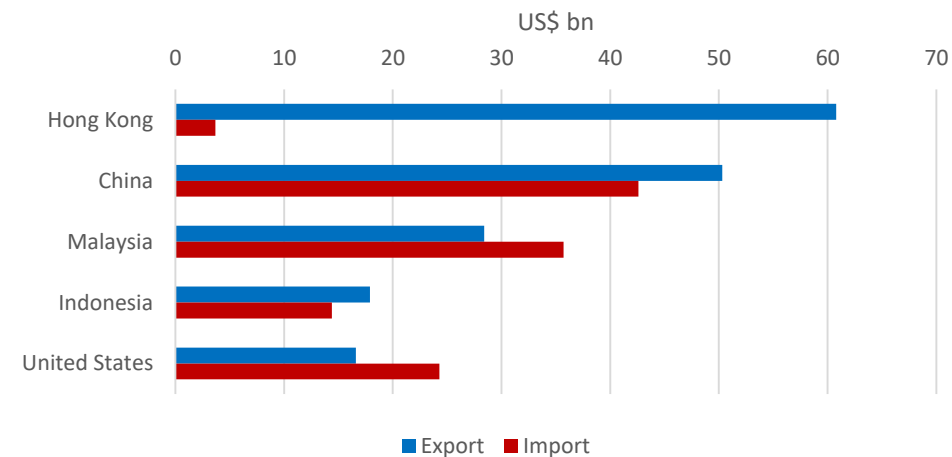
Imports (\$294 bn)

Top goods: integrated circuits, refined petroleum, crude petroleum, gas turbines



source: atlas.media.mit.edu

Partners: Destinations/Sources

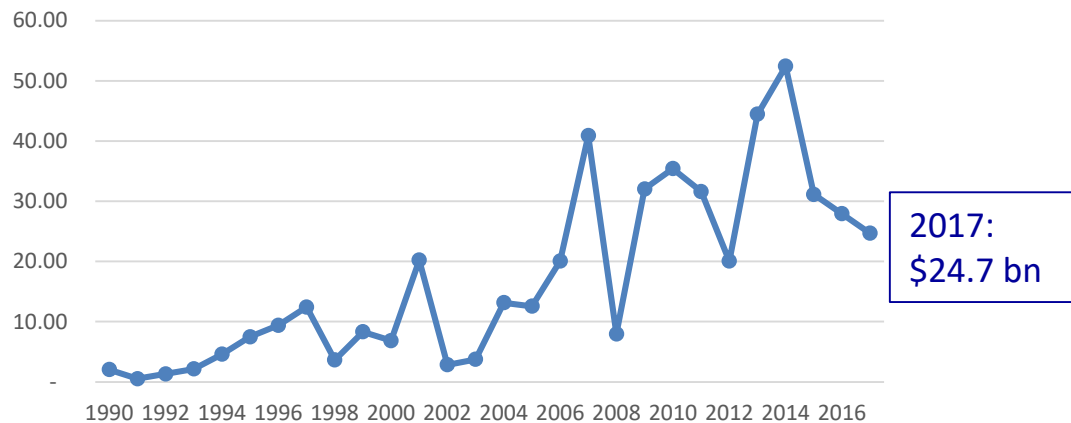




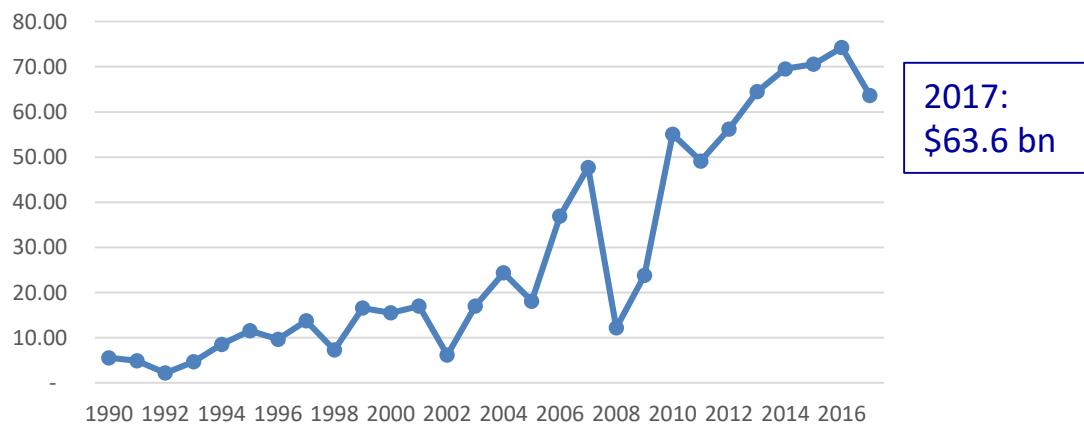
Singapore: Economy-International (FDI)

Flows

Outflow (US\$ bn)



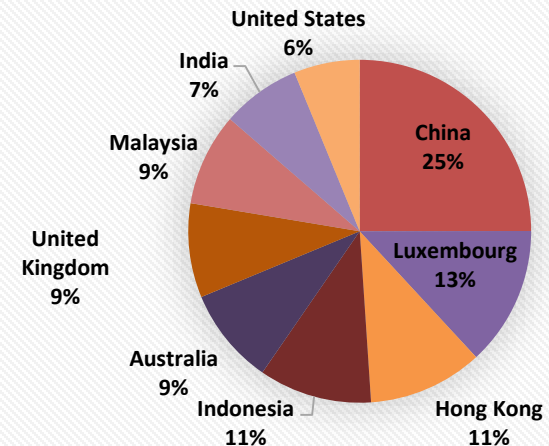
Inflow (US\$ bn)



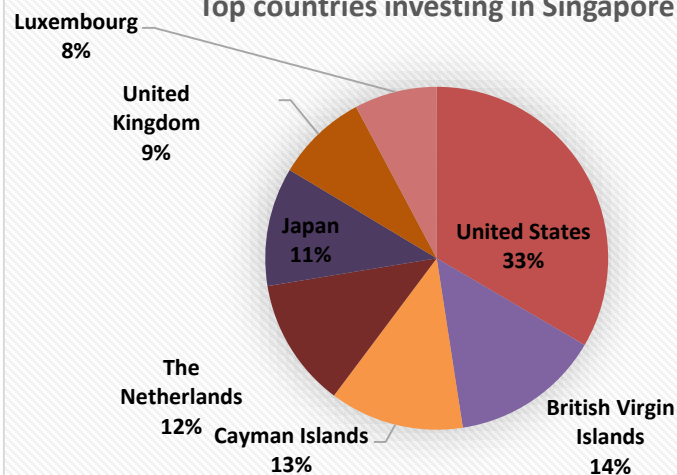
World Bank Group:
https://data.worldbank.org/indicator/BX.KLT.DINV.CD.WD?end=2017&locations=CA&start=2017&view=map&year=2017&year_high_desc=true

Origins/Destinations (2016)

Top countries receiving investment from Singapore



Top countries investing in Singapore



Australian Bureau of Statistics
<http://www.abs.gov.au/ausstats/abs@.nsf/mf/5352.0>



Singapore's Currency: SGD to USD Exchange Rates



Source: Yahoo Finance

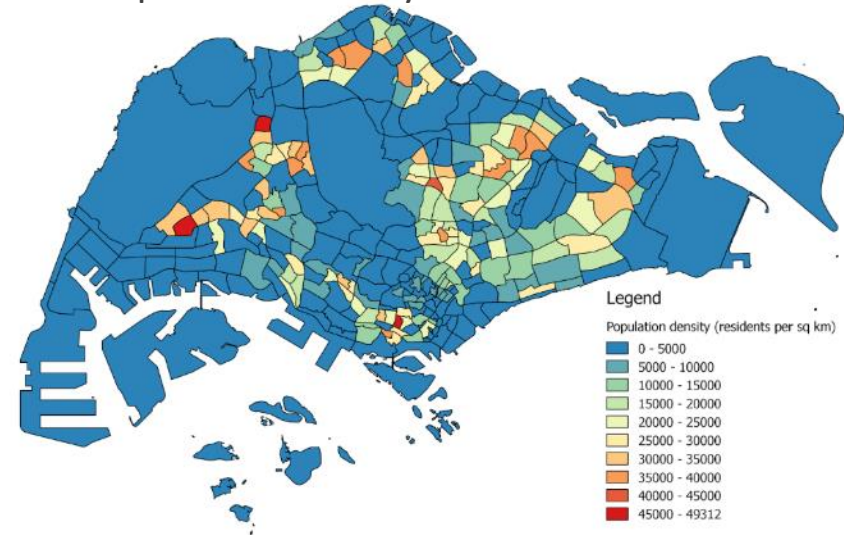


Singapore: Demographics (2016)

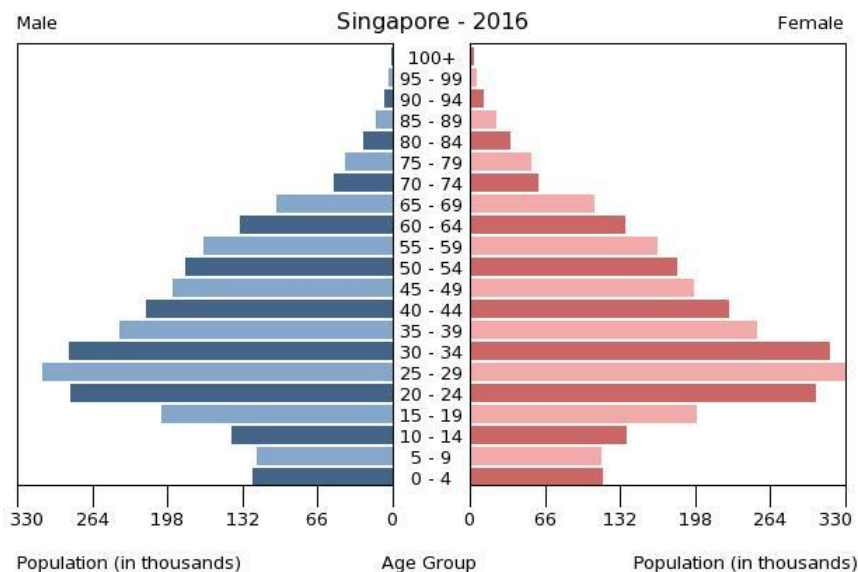
Total pop: 5.9 mn
Growth rate: 1.8%/yr.
Median age: 34.9 (M: 34.8, F: 35.1) (see figure below)
Languages: English (official) 36.9%, Mandarin (official) 24.9%, other Chinese dialects 12.2%, Malay (official) 10.7%, Tamil (official) 3.3%
Religions: Buddhist 33.2%, Christian 18.8%, Muslim 14%, Taoist 10%, Hindu 5%
Urban pop: 100%
Pop density: 7,909 ppl/km²

Sources: CIA World Factbook, Statistica

Population Density

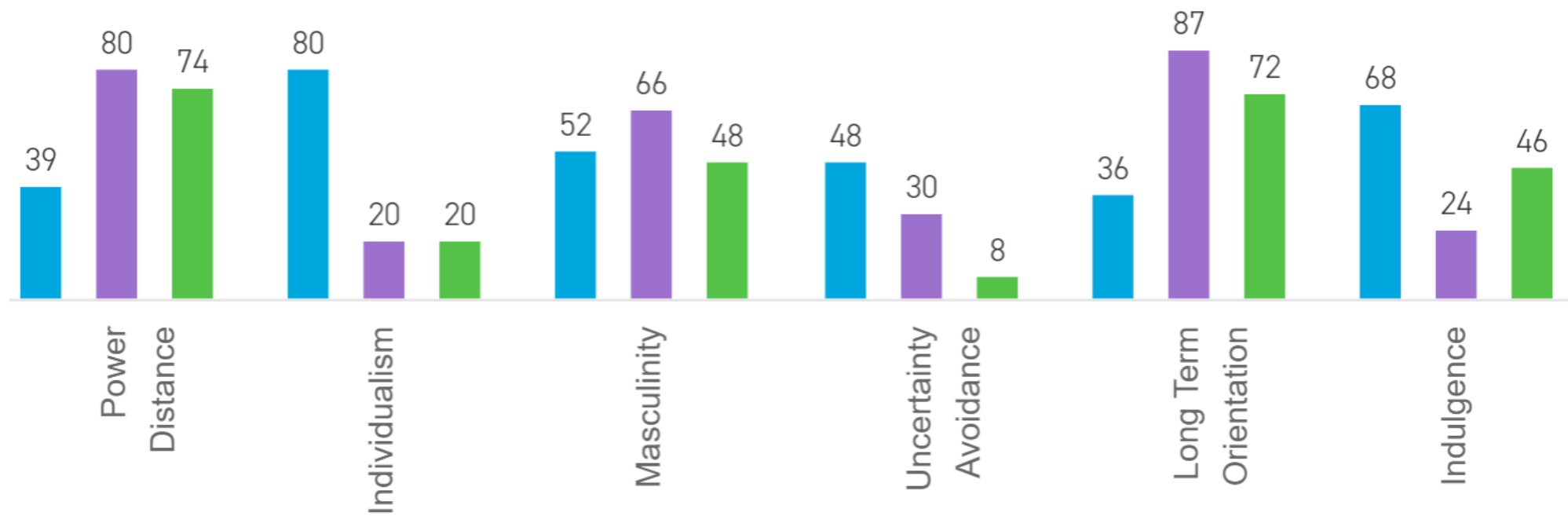
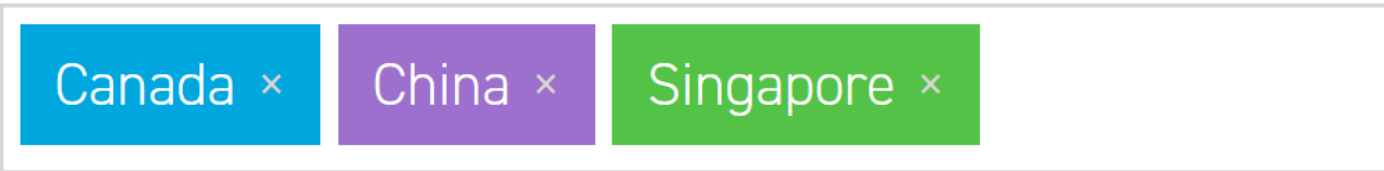


source: Mothership





Singapore: Cultural Dimensions



Source: geert-hofstede.com



Singapore: Industries & Companies

Industries by GDP Contribution



Companies by Market Capitalization (2018)

 Prudential	Prudential Financial	US\$ 86.3 bn
	The Development Bank of Singapore Limited	US\$ 63.7 bn
 Jardines	Jardine Matheson Holdings Limited	SGD 59.6 bn

Source: Trading Economics, Singapore Statistics, Business Insider

Ease of Doing Business: 2/190
 (cf. 2018 New Zealand=1, US=8, India= 77)



Bibliography

Map of Southeast Asia, www.geographicguide.com/asia/maps/southeast.htm.

"Asia." *Population Statistics, Charts, Map and Location*, www.citypopulation.de/Singapore-Regions.html.

"Asia." *World Atlas*, Worldatlas, 7 Apr. 2017, www.worldatlas.com/webimage/countrys/asia/singapore/sglandst.htm#page.

"Country Comparison." *Hofstede Insights*, www.hofstede-insights.com/country-comparison/canada,singapore/.

"Foreign Direct Investment, Net Inflows (BoP, Current US\$)." *Net Foreign Direct Investment*, data.worldbank.org/indicator/BX.KLT.DINV.CD.WD?end=2017&locations=CA&start=2017&view=map&year=2017&year_high_desc=true.

"Nifty Map Shows Which Parts of S'pore Has Densest Population. Guess Which Is No. 1?" *Mothership.sg*, mothership.sg/2016/10/nifty-map-shows-which-parts-of-spore-has-densest-population-guess-which-is-no-1/.

"Ranking of Singapore Companies by Market Capitalisation." *The Business Times*, The Business Times, www.businesstimes.com.sg/companies-markets/ranking-of-singapore-companies-by-market-capitalisation-1.

"Singapore Foreign Direct Investments by Country." *Singapore Statistics*, Government of Singapore, www.singstat.gov.sg/-/media/files/publications/trade_and_investment/sia2016.pdf.

"Singapore Population (LIVE)." *Singapore Population (2018) - Worldometers*, www.worldometers.info/world-population/singapore-population/.

"Singapore Residents By Age Group, Ethnic Group And Gender, End June, Annual." *Data.gov.sg*, data.gov.sg/dataset/resident-population-by-ethnicity-gender-and-age-group?resource_id=f9dbfc75-a2dc-42af-9f50-425e4107ae84.

"Singapore Statistics." *Singapore Department of Statistics (DOS)*, www.singstat.gov.sg/modules/infographics/economy.

"Singapore." *OECD - Singapore (SGP) Exports, Imports, and Trade Partners*, atlas.media.mit.edu/en/profile/country/sgp/.

"Singapore: Foreign Investment." *Economic and Political Outline Italy - Santandertrade.com*, en.portal.santandertrade.com/establish-overseas/singapore/foreign-investment.

"The World Factbook: Singapore." *Central Intelligence Agency*, Central Intelligence Agency, 1 Feb. 2018, www.cia.gov/library/publications/the-world-factbook/geos/sn.html.

"Transparency International." *Www.transparency.org*, www.transparency.org/research/cpi/overview.

"Where Did Singapore's US\$503b Overseas Investment Go?" *Singapore Business Review*, sbr.com.sg/markets-investing/in-focus/where-did-singapores-us503b-overseas-investment-go.