



Country Briefing for Business: Canada, 2017



source: Geology.com

Regional Setting

Slide

Subject

1. Geography
2. Government
3. Economic Overview
4. Economy International (Trade in Goods)
5. Economy - International (FDI)
6. Economy - Relationship With the USA (1)
7. Economy - Relationship With the USA (2)
8. Currency: CDN to USD Exchange Rates
9. Demographics
10. Cultural Dimensions
11. Housing Market
12. Industries & Companies
13. Bibliography



Canada: Geography



Top 5 Cities by Urban Pop (c2018)

Toronto	5.4 mn
Montreal	3.5 mn
Vancouver	2.3 mn
Calgary	1.2 mn
Edmonton	1.1 mn

Source: World Atlas

land mass: 9.985 million km² (2nd largest in the world after Russia)



Canada: Government

Political System: Federal Parliamentary Democracy under a Constitutional Monarchy, a Commonwealth Realm

Leaders:

- Head of State: Queen Elizabeth II (since 1952)
- Head of Government: Prime Minister Justin Trudeau (since 2015)

Branches of Government:

- Executive: Chief of State, Head of Government, Cabinet
- Legislative: Senate (105 seats) and House of Commons (338 seats)
- Judicial: Supreme Court of Canada (chief justice, 8 judges)

Independence: 1 July 1967 (union of British North American colonies), 11 December 1931 (recognized by UK per Statute of Westminster)

Elections: *monarchy is hereditary

** Governor General appointed by monarch on the advice of the PM for a 5-year term

*** Following legislative elections, leader of the majority or majority coalition in the House of Commons generally designated Prime Minister by the Governor General

Legal System: Common law system, except in Quebec, where civil law based on the French civil code prevails

Transparency Rank: 8/180 (cf. New Zealand=1, US=16, China=77)

Administrative Divisions: 10 provinces and 3 territories



Queen Elizabeth II

PM Justin Trudeau



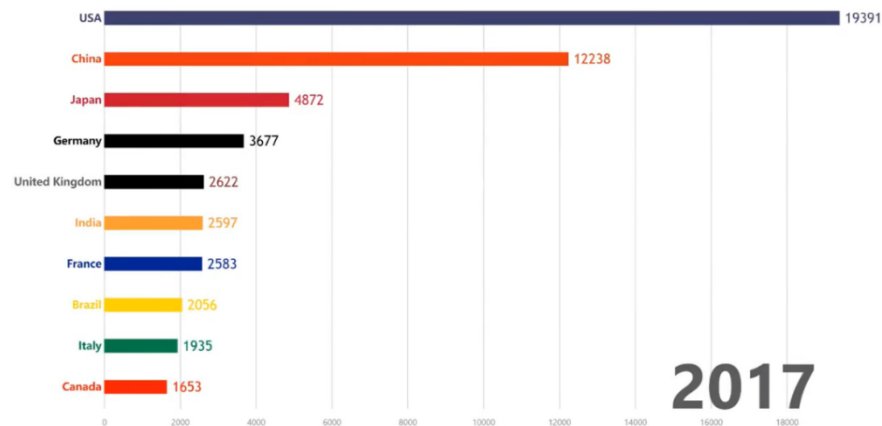
Canada: Economic Overview

GDP: US \$1.353 tn
GDP/capita: US \$45,032.12
GDP growth: 3.0%/yr.
Inflation: 1.6%
Unemployment rate: 6.3%

Source: CIA, World Bank

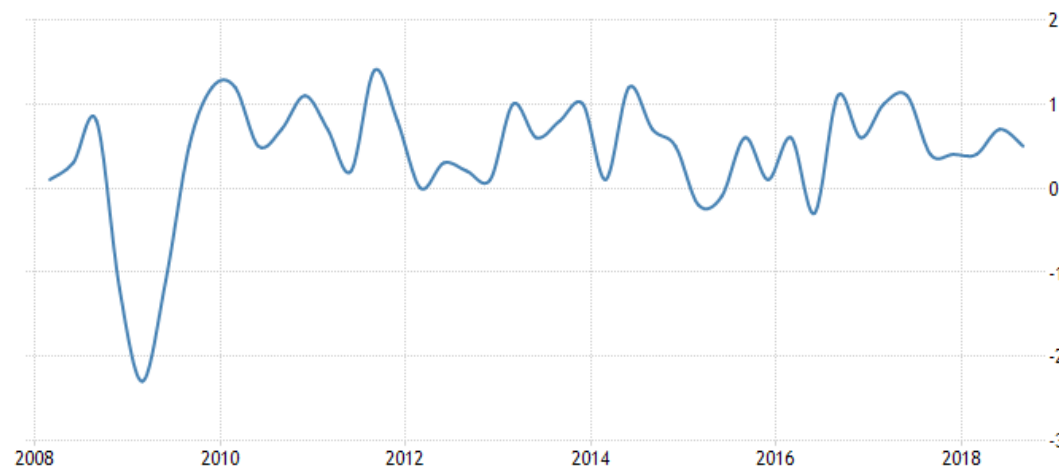
World GDP by Country (billions USD)

Canada Ranked #10 in 2017



Source: Visual Capitalist

GDP GROWTH RATE



SOURCE: TRADINGECONOMICS.COM | STATISTICS CANADA

INFLATION RATE



SOURCE: TRADINGECONOMICS.COM | STATISTICS CANADA

source: tradingeconomics.com

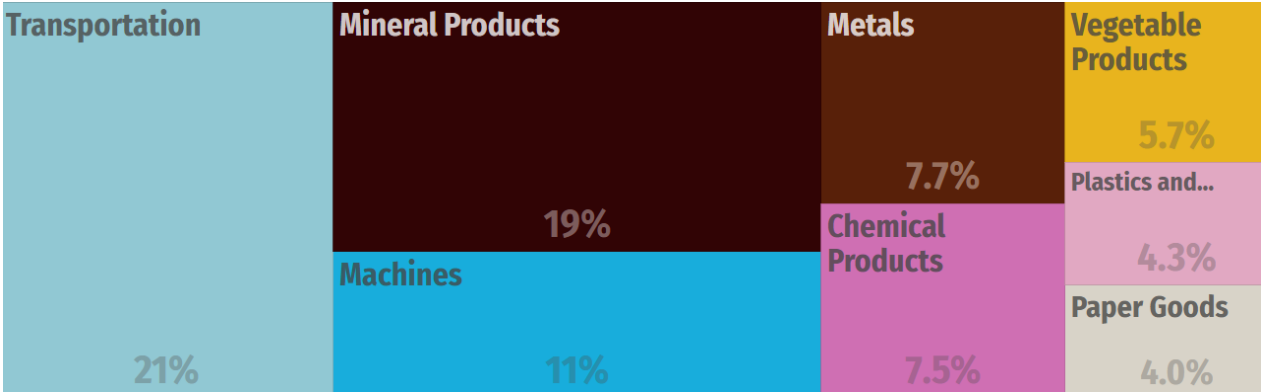


Canada: Economy - International (Trade in Goods)

Composition

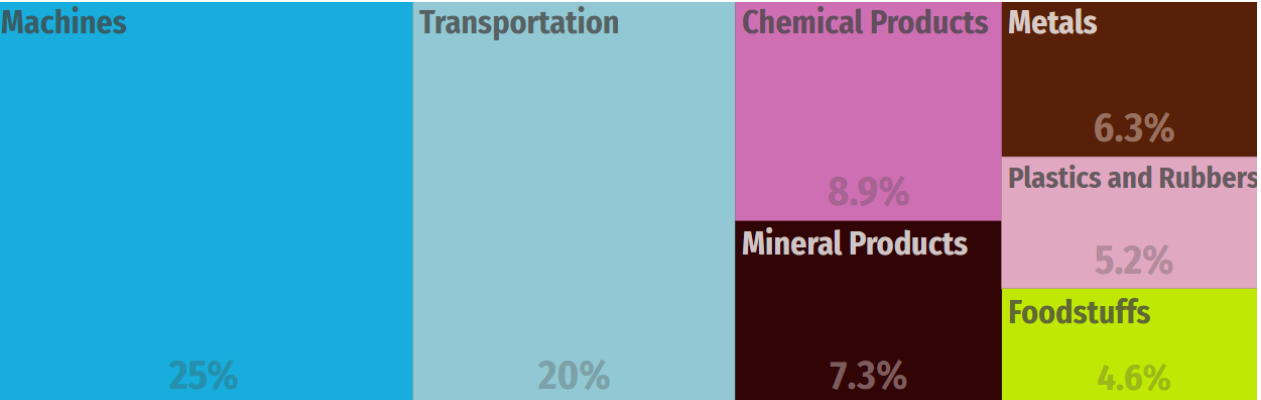
Exports (\$436 bn)

Top goods: cars, crude petroleum, vehicle parts, refined petroleum and sawn wood.



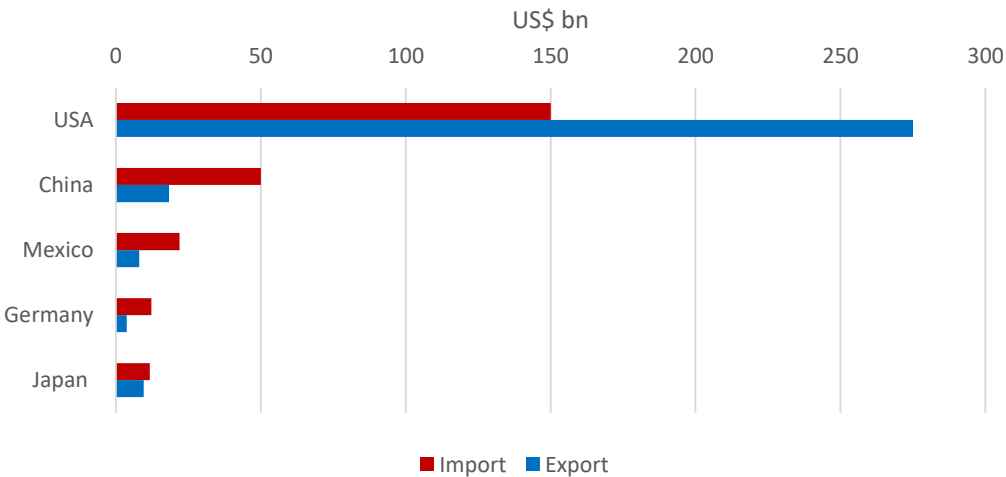
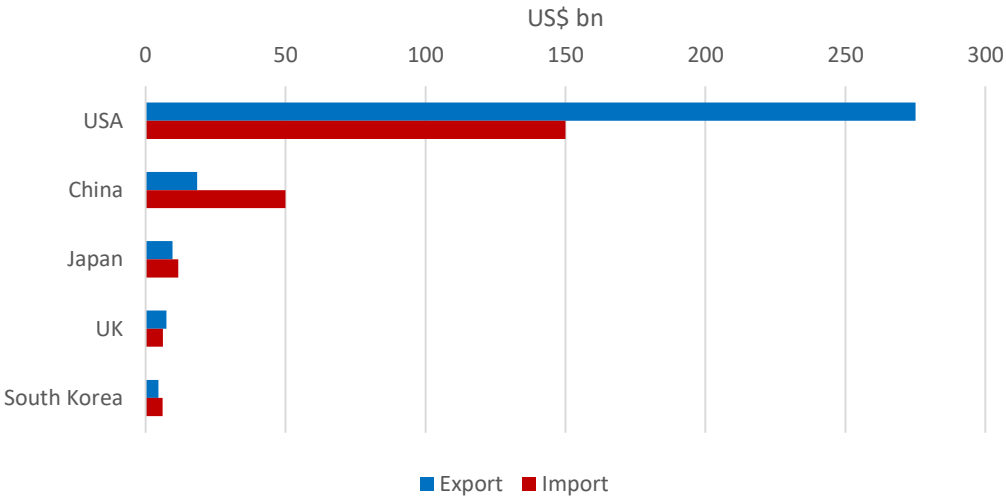
Imports (\$423 bn)

Top goods: cars, vehicle parts, delivery trucks.



source: atlas.media.mit.edu

Partners: Destinations/Sources

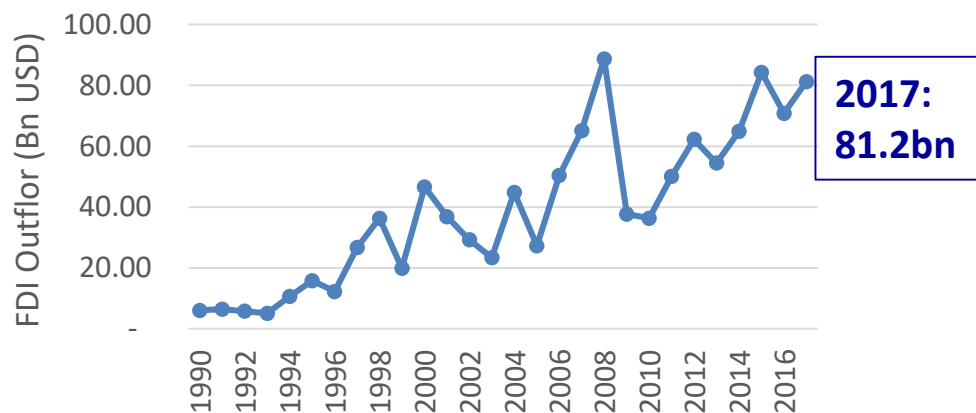




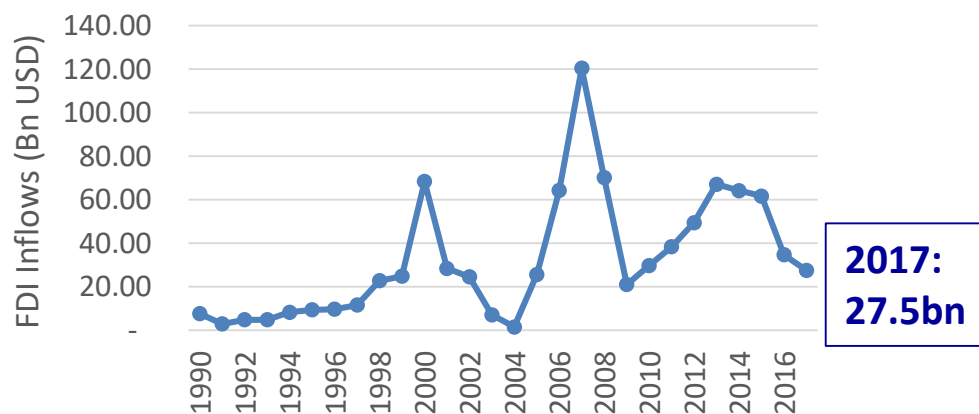
Canada: Economy - International (FDI)

Flows

Outflow Canada (US\$ bn)



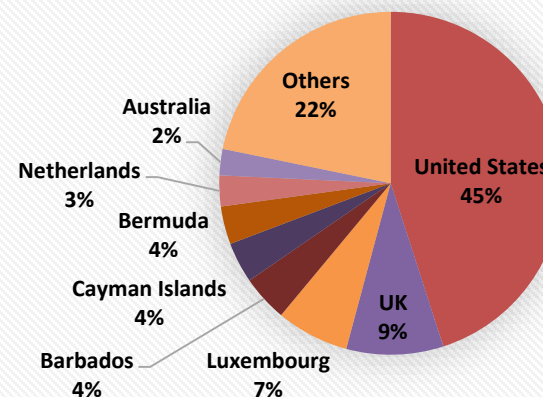
Inflow (US\$ bn)



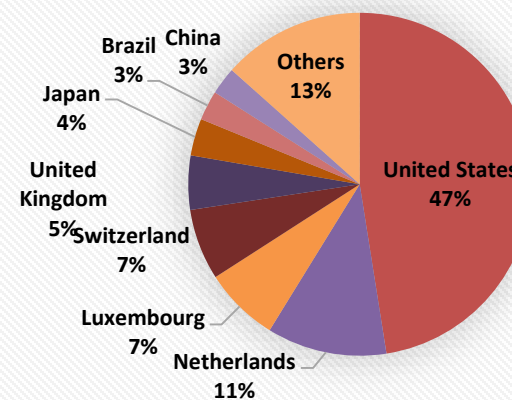
World Bank Group:
https://data.worldbank.org/indicator/BX.KLT.DINV.CD.WD?end=2017&locations=CA&start=2017&view=map&year=2017&year_high_desc=true

Origins/Destinations 2017

Top countries receiving investment from Canada



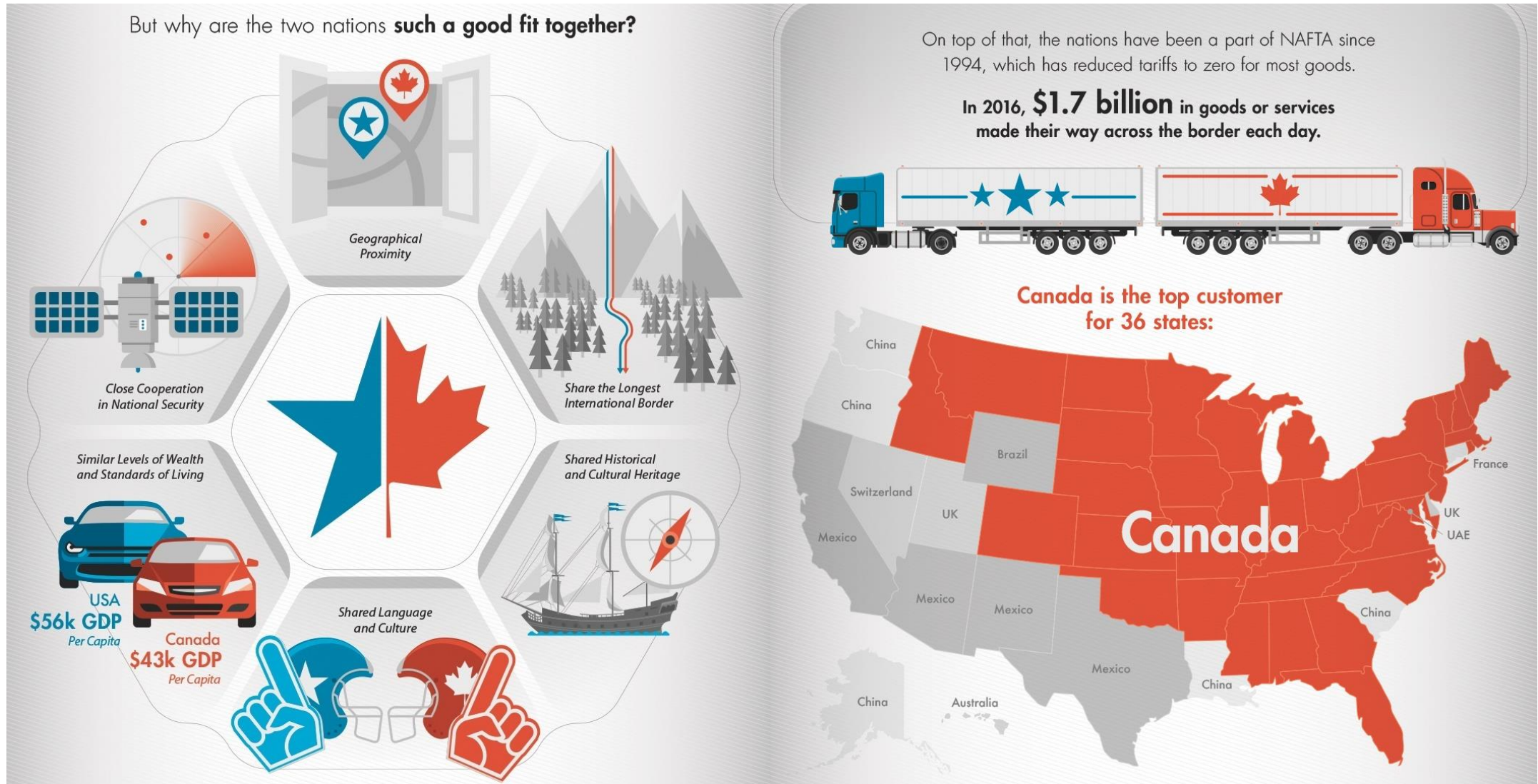
Top countries investing in Canada



Government of Canada Website: https://www.international.gc.ca/economist-economiste/statistics-statistiques/outward_inward-actifs_passifs.aspx?lang=eng



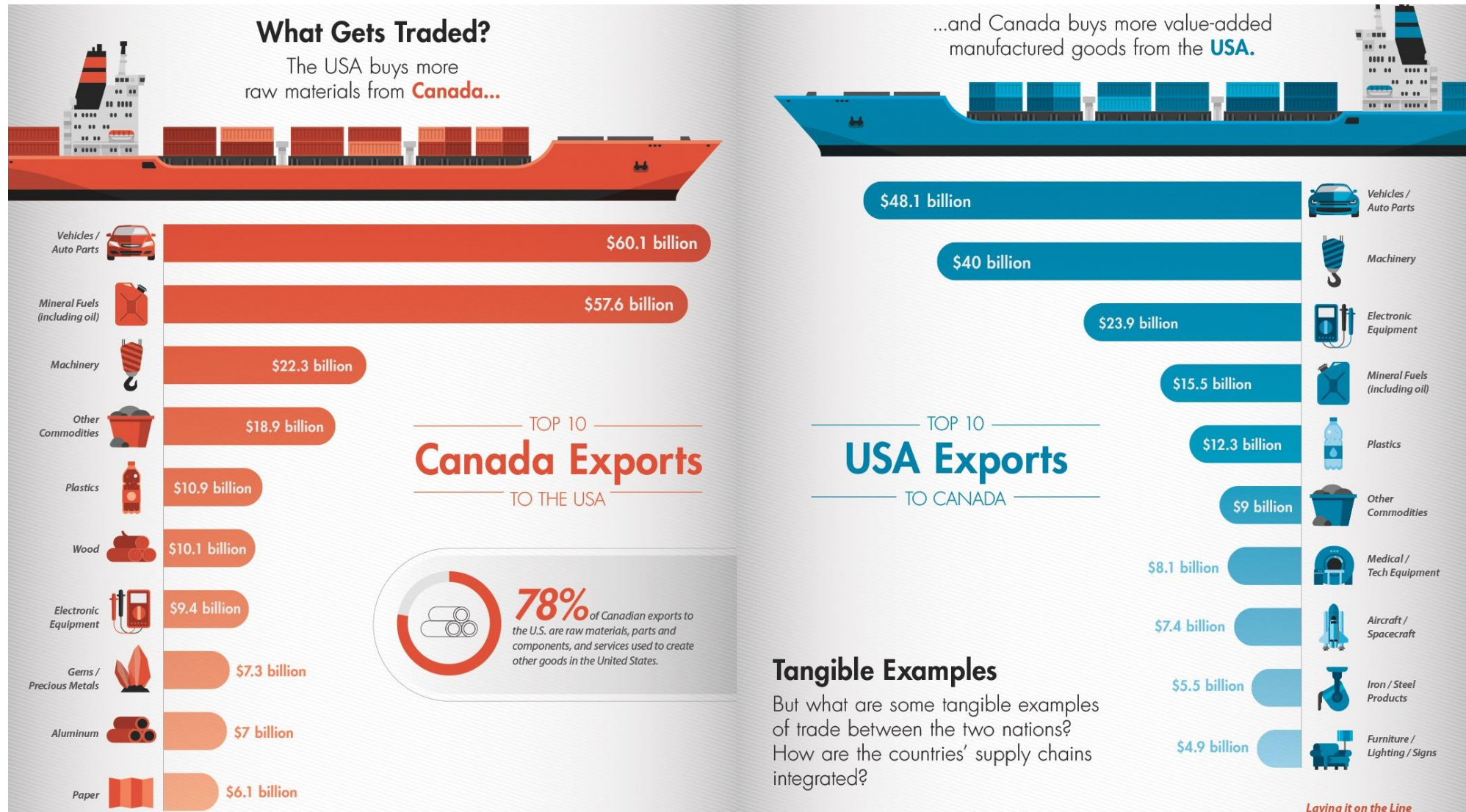
Canada: Economy - Relationship With the USA



Source: Visual Capitalist



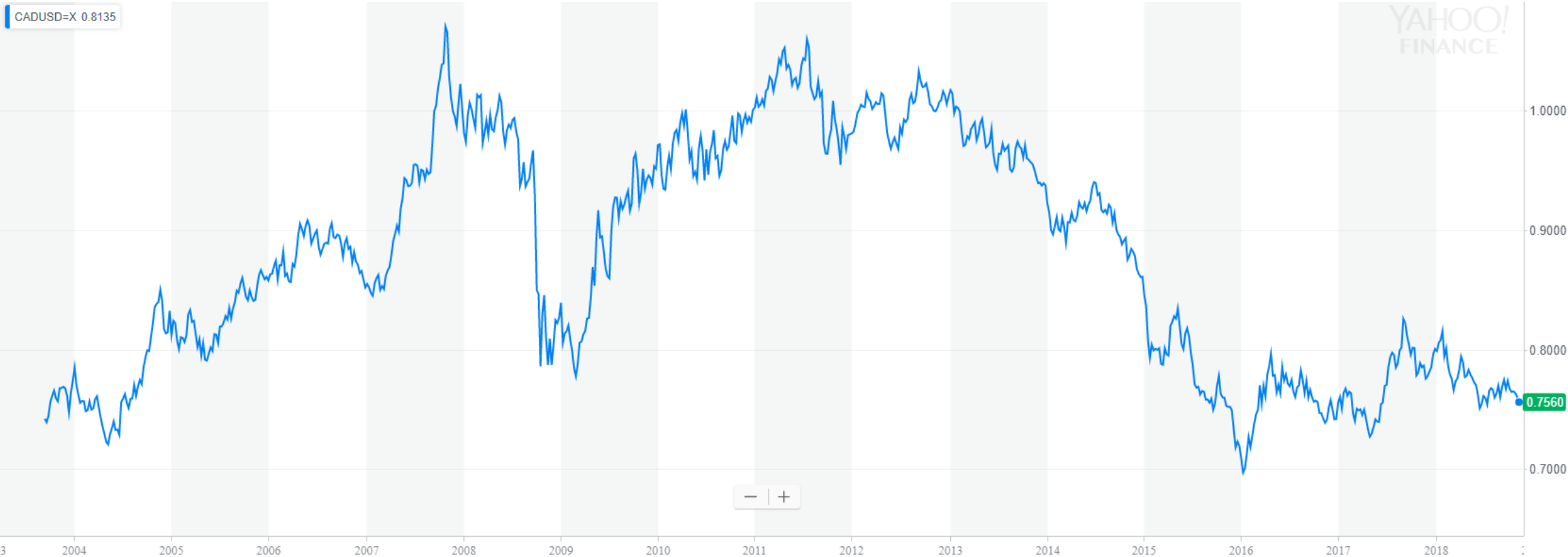
Canada: Economy - Relationship With the USA



Source: Visual Capitalist



Currency: CAD to USD Exchange Rates

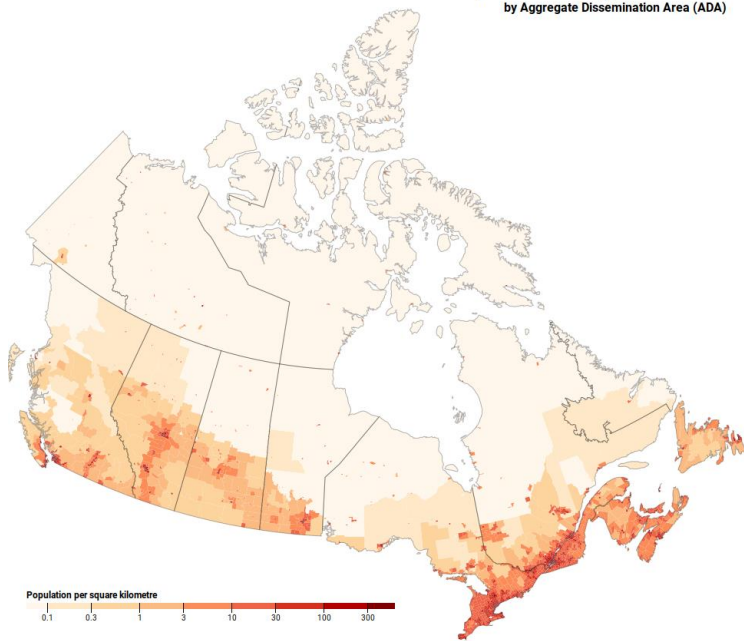


Source: Yahoo Finance

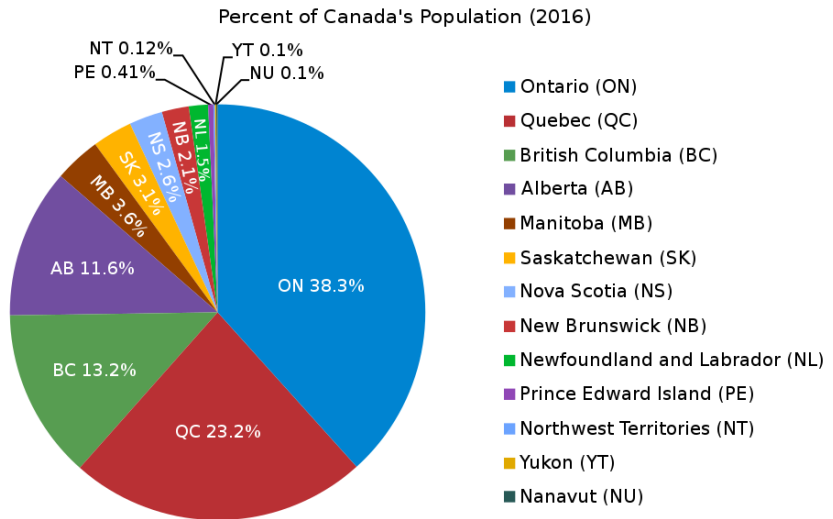
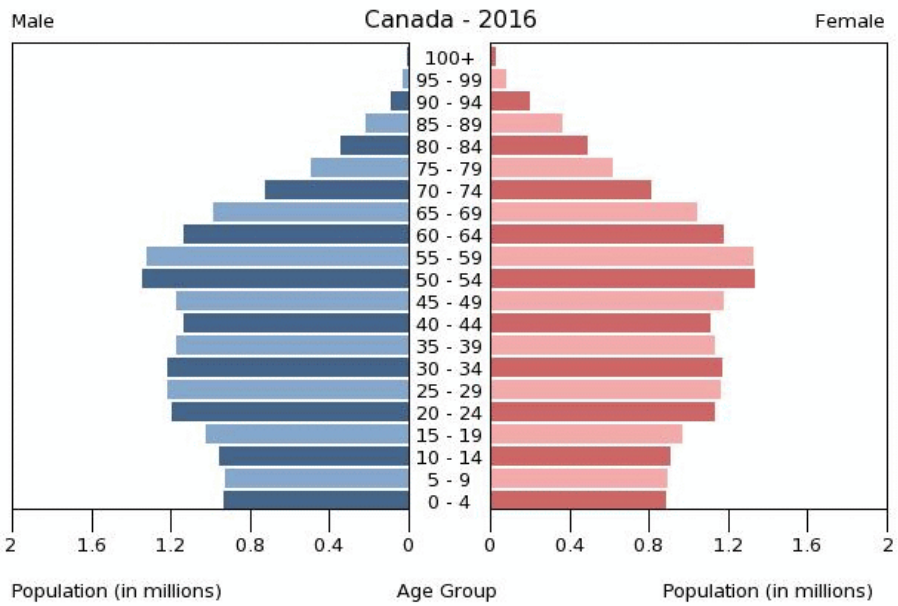


Canada: Demographics, 2016

Total pop: 35.6 mn
Growth rate: 0.73%/yr.
Median age: 42.2 (M: 40.9, F: 43.5)
Languages: English (58.7%), French (22%)
Religions: Catholic (39%), None (23.9%), Protestant (20.3%), Muslim (3.2%), Other (13.6%)
Urban pop: 81.4% (see map)
Pop density: 3.988 ppl/km²



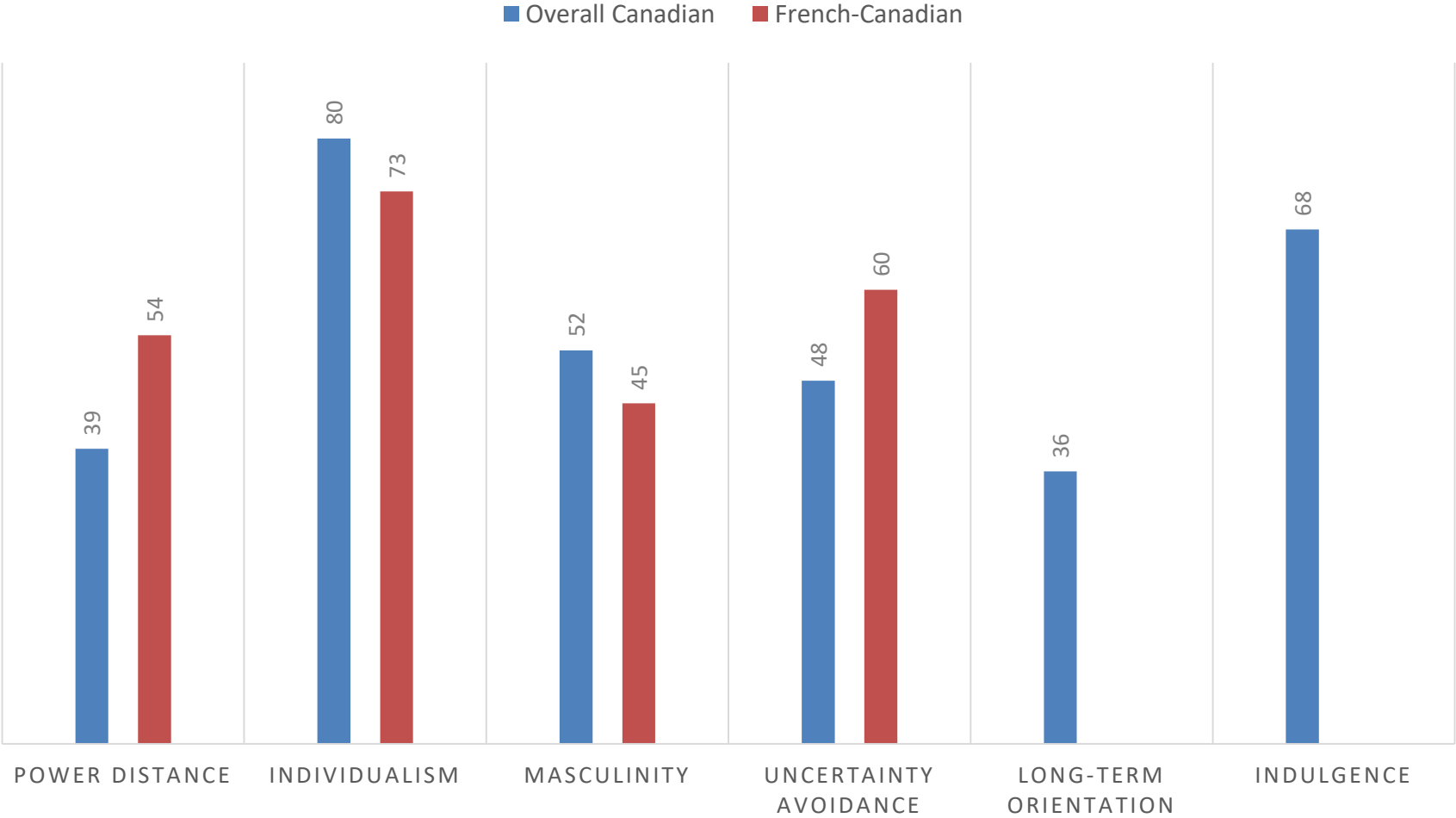
Source: Statistics Canada



source: Wikimedia



Canada: Cultural Dimensions

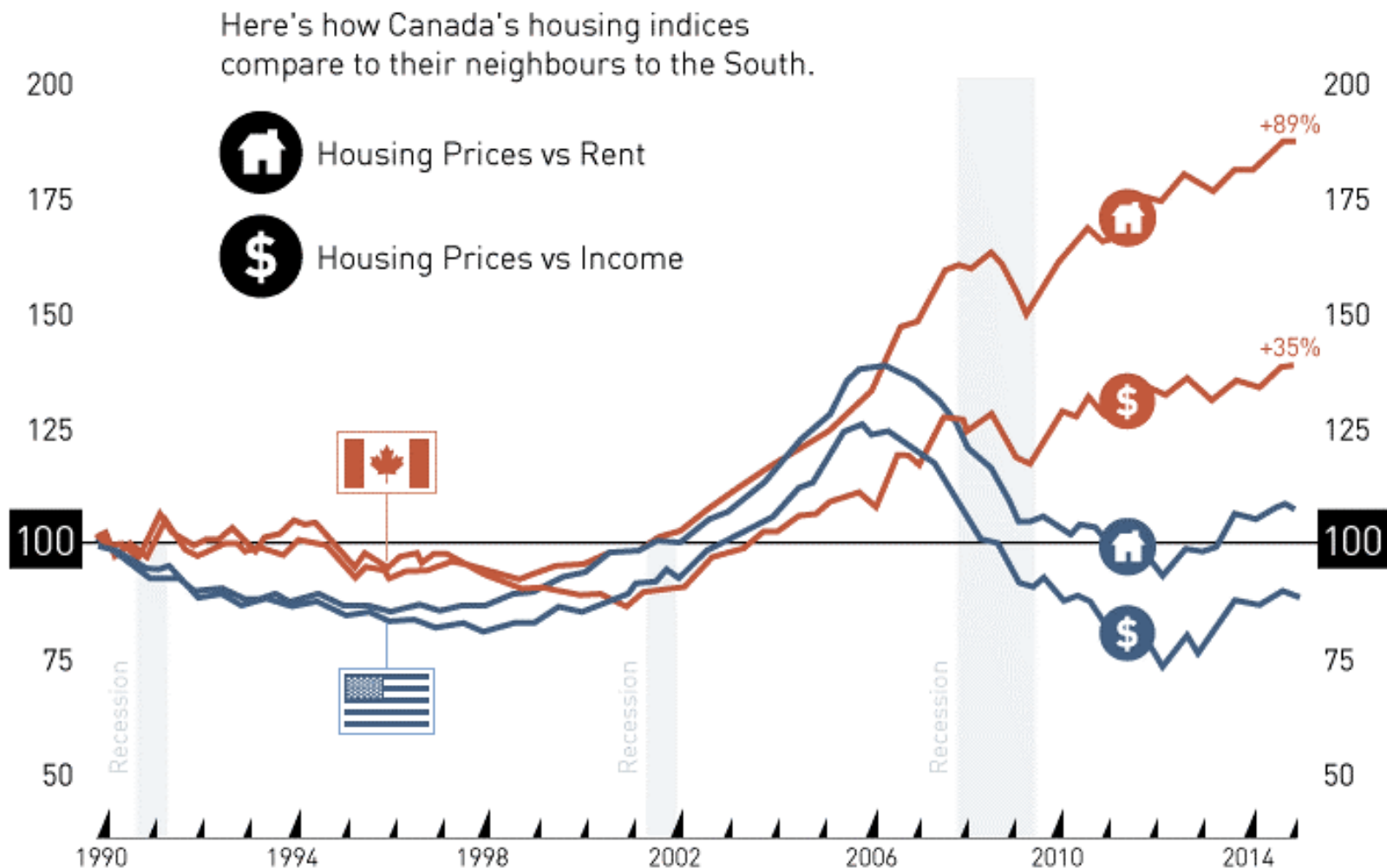


NOTE: Hofstede’s original dimensions (blue bars) apply to Canadian Culture overall, yet there are subtle differences within the country. Compared to their anglophone counterparts, French-Canadians can be more formal, hierarchical, moderately relationship-focused and more emotionally expressive.

source: Hofstede Insights



Canada: Housing-Most Overvalued in the World




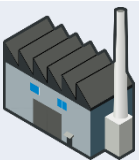



According to The Economist, Canada now has the #1 most expensive housing market based on rental rates, and the #3 most expensive housing market based on income.

Source: Visual Capitalist



Canada: Industries & Companies

Industries by GDP Contribution

	Real Estate & Rental and Leasing	13.01%
	Manufacturing	10.37%
	Mining, Quarrying & Oil and Gas Extraction	8.21%
	Finance and Insurance	7.07%
	Construction	6.63%

Source: Statistics Canada

<https://www150.statcan.gc.ca/t1/tbl1/en/tv.action?pid=3610043403>

Companies by Market Capitalization



\$201.8 bn



\$102.9 bn



\$74.7 bn



\$59.9 bn



\$53.5 bn

BMO



\$51.8 bn

Source: Forbes, Euromonitor, Value Today

Ease of Doing Business: 22/190
(cf. 2018 New Zealand=1, US=8, India= 77)



Bibliography

- "Canada - Population Density (People per Sq. Km)." / 1998-2018 | Data | Chart | Calendar, TRADING ECONOMICS, tradingeconomics.com/canada/population-density-people-per-sq-km-wb-data.html.
- "Canada Inflation Rate 1915-2018 | Data | Chart | Calendar | Forecast." *Kenya Government Debt to GDP | 1998-2018 | Data | Chart | Calendar*, TRADING ECONOMICS, tradingeconomics.com/canada/inflation-cpi.
- "Canada." *OECD Exports, Imports, and Trade Partners*, atlas.media.mit.edu/en/profile/country/can/.
- "Canadian Foreign Direct Investment Abroad." *CIDP Canadian International Development Platform*, cidpsi.ca/canadian-foreign-direct-investment-abroad/.
- Desjardins, Jeff. "Animation: The World's 10 Largest Economies by GDP (1960-Today)." *Visual Capitalist*, 1 Nov. 2018, www.visualcapitalist.com/animation-the-worlds-10-largest-economies-by-gdp-1960-today/.
- Desjardins, Jeff. "The Numbers Behind the World's Closest Trade Relationship." *Visual Capitalist*, 4 May 2017, www.visualcapitalist.com/closest-trade-relationship-usa-canada/.
- "Foreign Direct Investment Statistics - Outward and Inward Stocks." *Global Affairs Canada*, Government of Canada, 22 May 2018, www.international.gc.ca/economist-economiste/statistics-statistiques/outward_inward-actifs_passif.aspx?lang=eng.
- "Foreign Direct Investment, Net Inflows (BoP, Current US\$)." *Literacy Rate, Adult Female (% of Females Ages 15 and above) | Data*, data.worldbank.org/indicator/BX.KLT.DINV.CD.WD?end=2017&locations=CA&start=2017&view=map&year=2017&year_high_desc=true.
- "Foreign Direct Investment, Net Inflows (BoP, Current US\$)." *The World Bank*, 2017, data.worldbank.org/indicator/BX.KLT.DINV.CD.WD?end=2017&locations=CA&start=2017&view=map&year=2017&year_high_desc=true.
- "Gross Domestic Product (GDP) at Basic Prices, by Industry, Annual Average ." *Statistics Canada Publications*, Government of Canada, Statistics Canada, www150.statcan.gc.ca/t1/tbl1/en/tv.action?pid=3610043403.
- Hofstede, Geert. "Country Comparison." *Hofstede Insights*, www.hofstede-insights.com/country-comparison/canada/.
- Kirby, Jason. "This Beautiful Map Shows What Canada's Future Looked like in 1955." *Macleans.ca*, Macleans.ca, 16 July 2015, www.macleans.ca/news/canada/1955-map/.
- Morton, William Lewis, et al. "Canada." *Encyclopædia Britannica*, Encyclopædia Britannica, Inc., 13 Nov. 2018, www.britannica.com/place/Canada.
- "North America/." *World Atlas*, Worldatlas, www.worldatlas.com/webimage/countrys/namerica/caland.htm#page.
- Pariona, Amber. "The Largest Cities in Canada." *World Atlas*, Worldatlas, 13 July 2016, www.worldatlas.com/articles/biggest-cities-in-canada.html.
- Statistics Canada. *Chart 1 Canada's Foreign Direct Investment Position*. Government of Canada, Statistics Canada, 25 Apr. 2018, www150.statcan.gc.ca/n1/daily-quotidien/180425/cg-a001-eng.htm.
- Statistics Canada. "Foreign Direct Investment, 2017." *Women and Paid Work*, Government of Canada, Statistics Canada, 25 Apr. 2018, www150.statcan.gc.ca/n1/daily-quotidien/180425/dq180425a-eng.htm.
- "Symbol Lookup from Yahoo Finance." *Yahoo! Finance*, Yahoo!, ca.finance.yahoo.com/chart/CADUSD.
- "The World Factbook: CANADA." *Central Intelligence Agency*, Central Intelligence Agency, 24 Oct. 2018, www.cia.gov/library/publications/the-world-factbook/geos/ca.html.
- "Top 500 Canada (TSX) Companies by Market Capitalization - JUNE 2018." *Value Today*, June 2018, www.value.today/canada-top-500.